



Christy Delger  
BROKER / OWNER  
406.581.8781



Craig Delger  
BROKER / OWNER  
406.581.7504

**THIS RESEARCH REPORT PROVIDED BY CHRISTY & CRAIG DELGER - Big Sky REAL ESTATE EXPERTS**

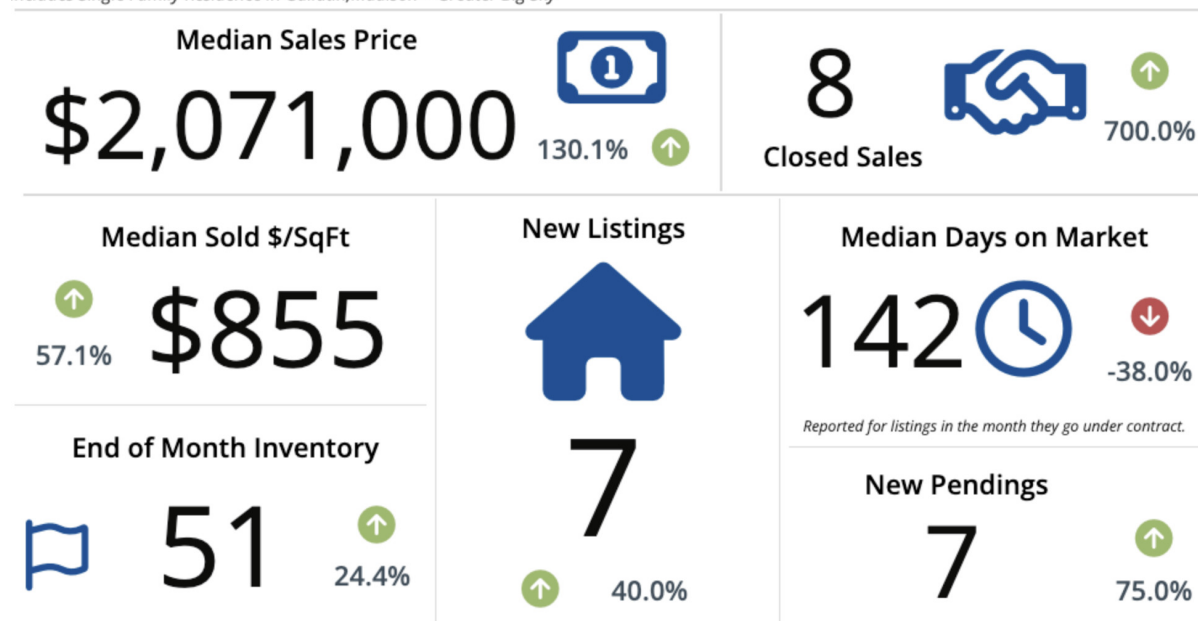
*Powered by Data, Technology, and Local Expertise*

# Big Sky Single Family Market Report - February 2024

Our statistical reports provide important information about Big Sky Real Estate Market Trends. In order to make intelligent buying decisions you need to understand home price trends, and trends on the supply of homes for sale in the market. This report provides an overview of these trends for Single Family Homes in the Big Sky market. Please contact us if you have questions about this data, or if you would like this data for a specific area of Big Sky, and for homes in a specific price range.

## Big Sky Single Family Homes Market InfoGraphic

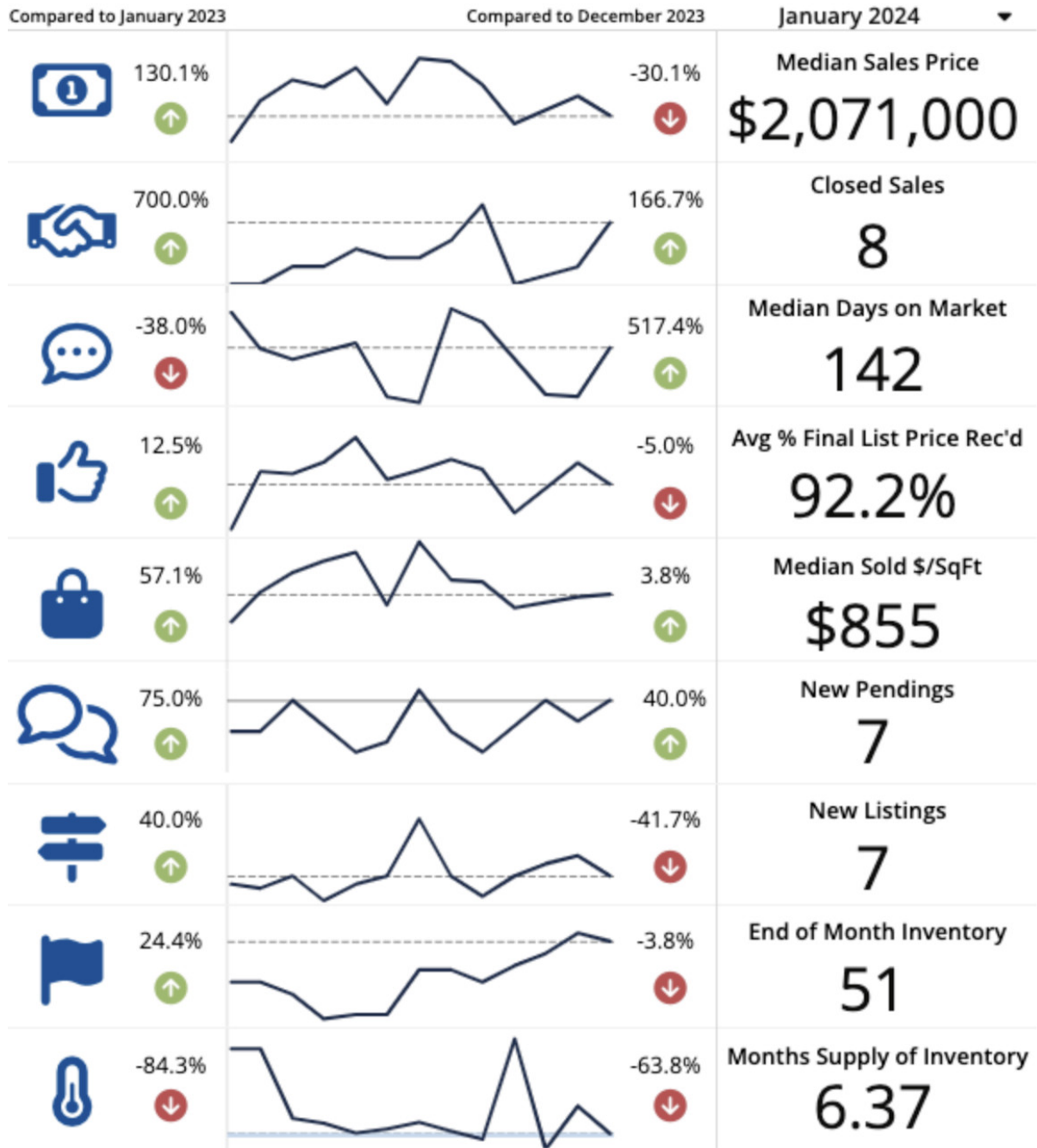
*Includes Single Family Residence in Gallatin, Madison > Greater Big Sky*



Percent change compares January 2023 to January 2024. Data provided by Big Sky Country MLS, updated 02/27/24.

\* percent change compares results from same month prior year

# Big Sky Single Family Homes Market Review



Data provided by Big Sky Country MLS, updated 02/27/24. By using this dashboard, you agree to the terms of the [End User License Agreement](#).

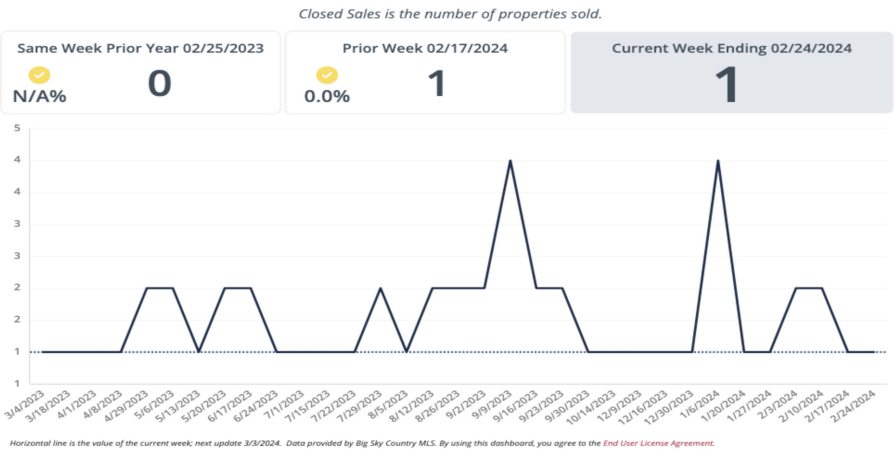
# Big Sky Single Family Homes Median Sale Price



# Big Sky Single Family Homes Price Per Square Foot



# Big Sky Single Family Homes Closed Sales



# Big Sky Single Family Homes List Price To Sold Price Ratio



Market Reports help make informed real estate buying or selling decisions. The charts in this market report indicate trends for Single Family Homes in Big Sky, Montana.

Movement in any individual chart needs to be viewed in relation to at least one or more other charts.

For example, an increase in the "Months Supply" of inventory could be due to an increase of "New Listings". However, an increase of "Months Supply" inventory without an increase in "New Listings", combined with a decline in "Homes Sold" is an indicator of a market that is not able to absorb inventory effectively.

Please contact us if you would like help understanding the market trends for single family homes in Big Sky and the information contained in this report.

v1.01-2024-02-28