



Christy Delger
BROKER / OWNER
406.581.8781



Craig Delger
BROKER / OWNER
406.581.7504

THIS RESEARCH REPORT PROVIDED BY CHRISTY & CRAIG DELGER - BIG SKY REAL ESTATE EXPERTS

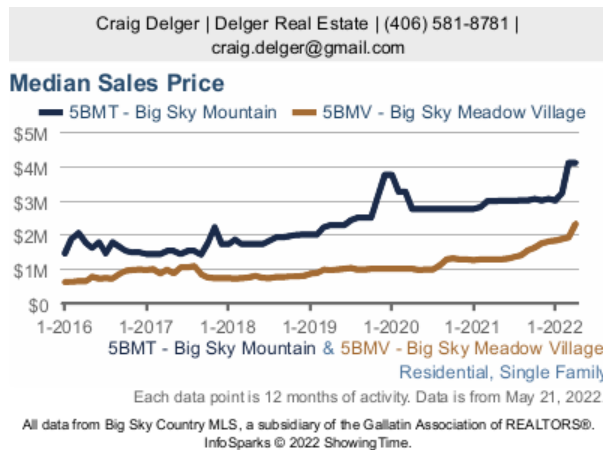
Powered by Data, Technology, and Local Expertise

Big Sky Single Family Homes Market Report - May 2022

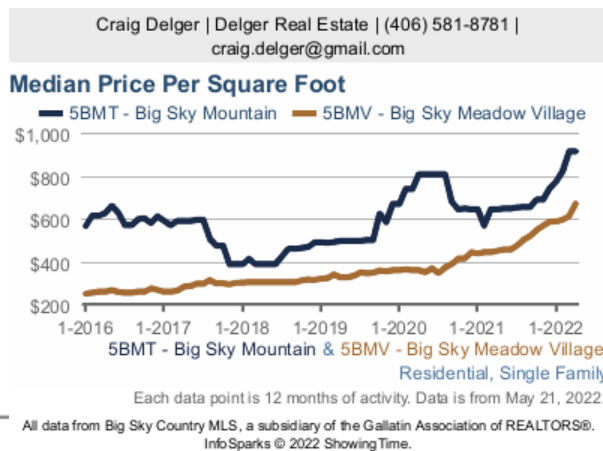
Mountain Village vs. Meadow Village

Our statistical reports provide important information about Big Sky Real Estate Market Trends. This report provides an overview of market trends for Single Family Homes in Big Sky Mountain vs. Meadow Village.

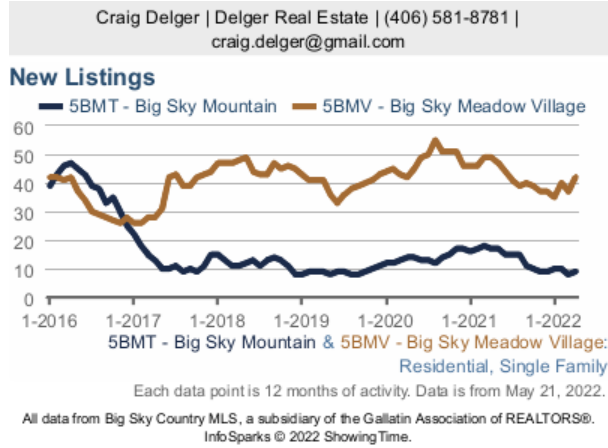
Big Sky Single Family Homes Median Sale Price



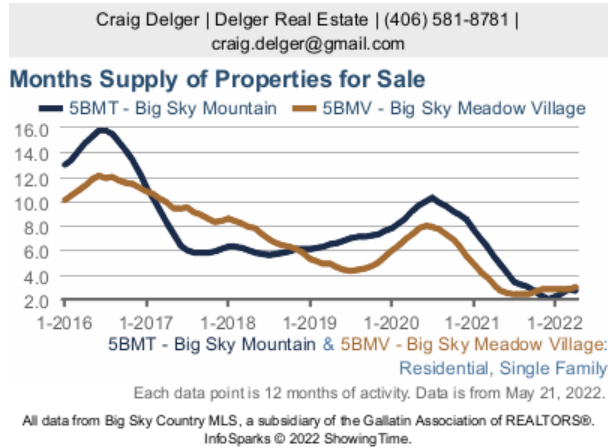
Big Sky Single Family Homes Price Per Square Foot



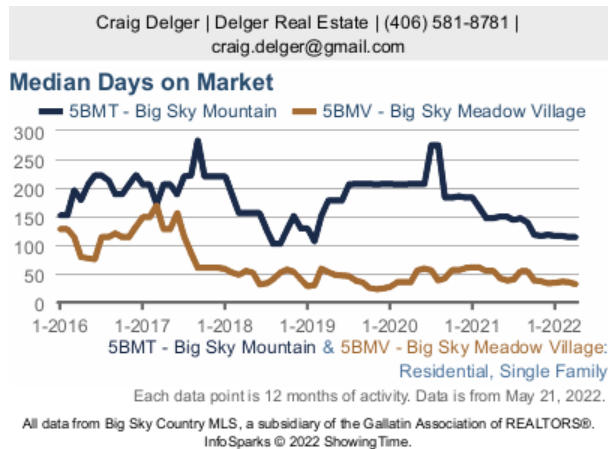
Big Sky Single Family Homes New Listings



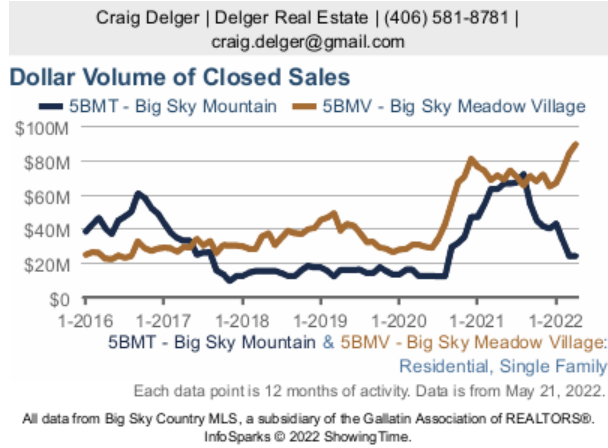
Big Sky Single Family Homes Months Supply



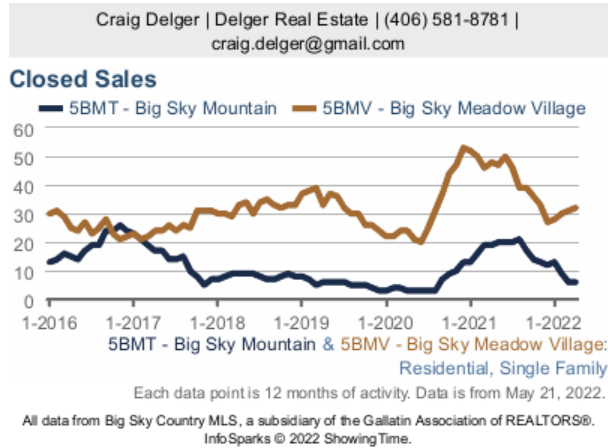
Big Sky Single Family Homes Median Days On Market



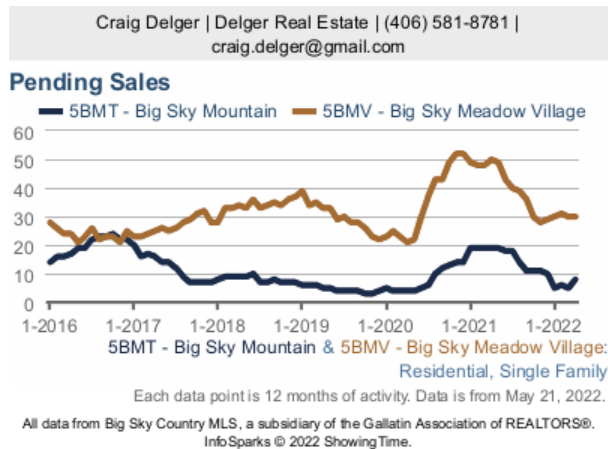
Big Sky Single Family Homes Sales Volume



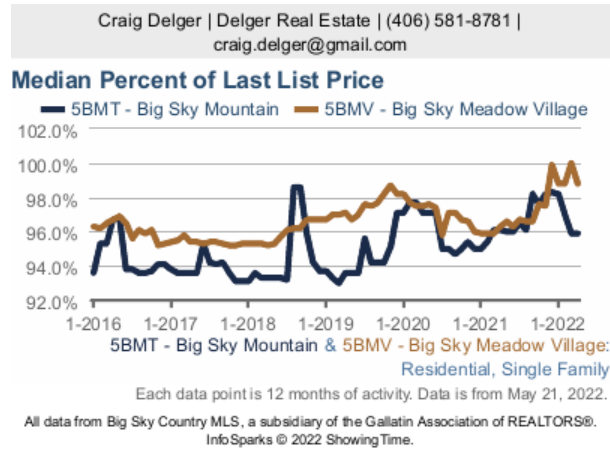
Big Sky Single Family Homes Number Sold



Big Sky Single Family Homes Pending Sales



Big Sky Single Family Homes List Price To Sold Price Ratio



Market Reports help make informed real estate buying or selling decisions. The charts in this market report indicate trends for Single Family Homes in Big Sky, Montana.

Movement in any individual chart needs to be viewed in relation to at least one or more other charts.

For example, an increase in the "Months Supply" of inventory could be due to an increase of "New Listings". However, an increase of "Months Supply" inventory without an increase in "New Listings", combined with a decline in "Homes Sold" is an indicator of a market that is not able to absorb inventory effectively.

*Note: Stats for "Mountain" do not include data for Spanish Peaks and Moonlight Basin.

Please contact us if you would like help understanding the market trends for condominiums in Big Sky and the information contained in this market report.

v1.01-2022-05-21