



Christy Delger
BROKER / OWNER
406.581.8781



Craig Delger
BROKER / OWNER
406.581.7504

THIS RESEARCH REPORT PROVIDED BY CHRISTY & CRAIG DELGER - BIG SKY REAL ESTATE EXPERTS

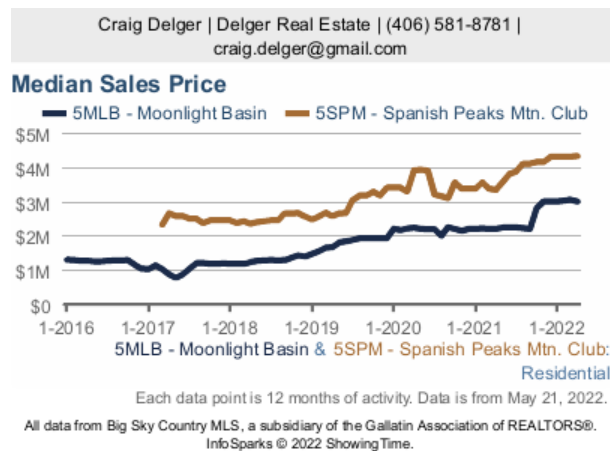
Powered by Data, Technology, and Local Expertise

Big Sky Market Report - May 2022

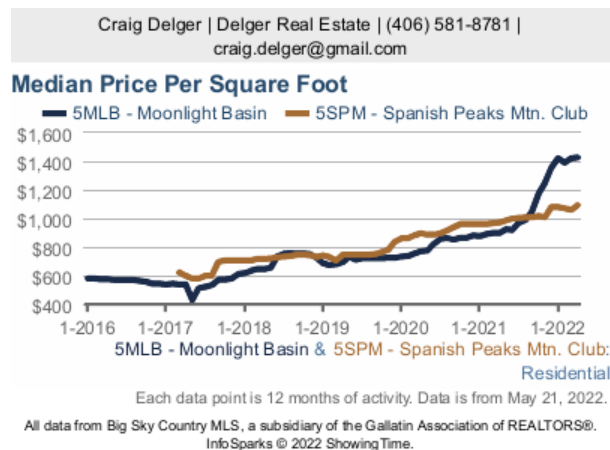
Moonlight Basin vs. Spanish Peaks

Our statistical reports provide important information about Big Sky Real Estate Market Trends. This report provides an overview of market trends for Moonlight Basin vs. Spanish Peaks.

Median Sale Price



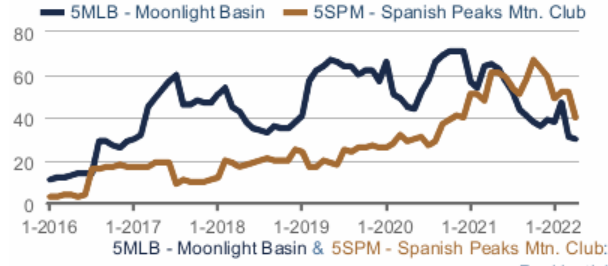
Price Per Square Foot



New Listings

Craig Delger | Delger Real Estate | (406) 581-8781 | craig.delger@gmail.com

New Listings



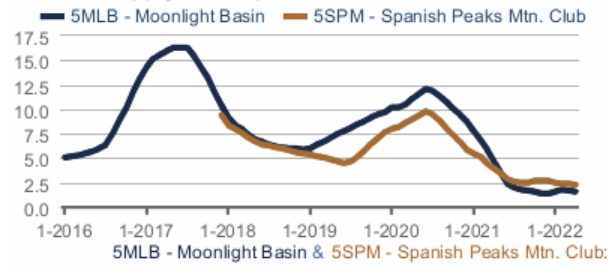
Each data point is 12 months of activity. Data is from May 21, 2022.

All data from Big Sky Country MLS, a subsidiary of the Gallatin Association of REALTORS®. InfoSparks © 2022 ShowingTime.

Months Supply

Craig Delger | Delger Real Estate | (406) 581-8781 | craig.delger@gmail.com

Months Supply of Properties for Sale



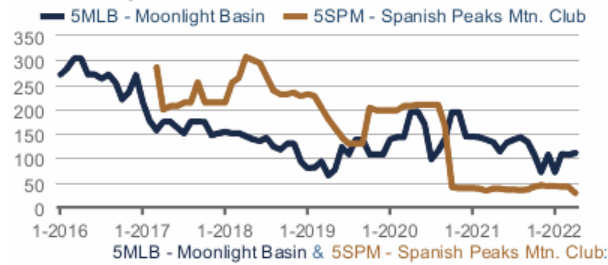
Each data point is 12 months of activity. Data is from May 21, 2022.

All data from Big Sky Country MLS, a subsidiary of the Gallatin Association of REALTORS®. InfoSparks © 2022 ShowingTime.

Median Days On Market

Craig Delger | Delger Real Estate | (406) 581-8781 | craig.delger@gmail.com

Median Days on Market



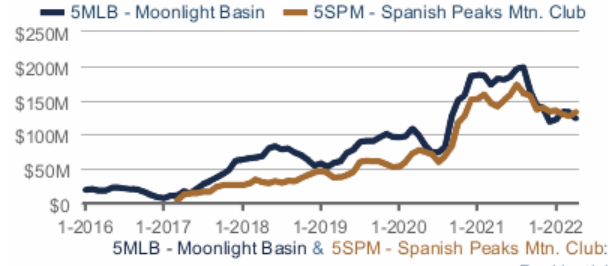
Each data point is 12 months of activity. Data is from May 21, 2022.

All data from Big Sky Country MLS, a subsidiary of the Gallatin Association of REALTORS®. InfoSparks © 2022 ShowingTime.

Sales Volume

Craig Delger | Delger Real Estate | (406) 581-8781 |
craig.delger@gmail.com

Dollar Volume of Closed Sales

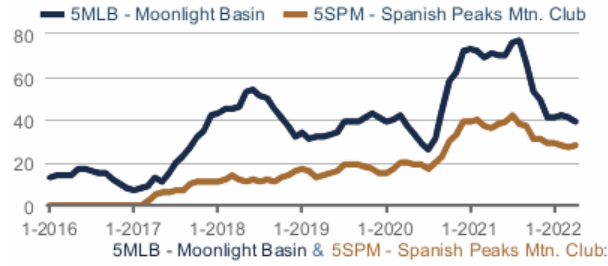


Each data point is 12 months of activity. Data is from May 21, 2022.
All data from Big Sky Country MLS, a subsidiary of the Gallatin Association of REALTORS®.
InfoSparks © 2022 ShowingTime.

Number Sold

Craig Delger | Delger Real Estate | (406) 581-8781 |
craig.delger@gmail.com

Closed Sales

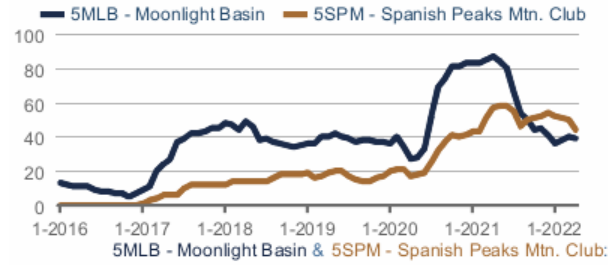


Each data point is 12 months of activity. Data is from May 21, 2022.
All data from Big Sky Country MLS, a subsidiary of the Gallatin Association of REALTORS®.
InfoSparks © 2022 ShowingTime.

Pending Sales

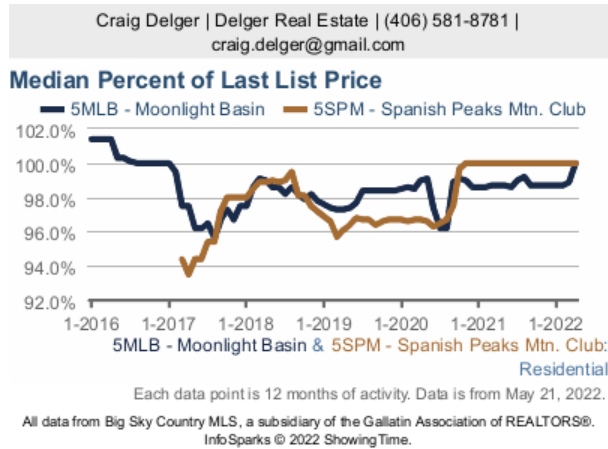
Craig Delger | Delger Real Estate | (406) 581-8781 |
craig.delger@gmail.com

Pending Sales



Each data point is 12 months of activity. Data is from May 21, 2022.
All data from Big Sky Country MLS, a subsidiary of the Gallatin Association of REALTORS®.
InfoSparks © 2022 ShowingTime.

List Price To Sold Price Ratio



Market Reports help make informed real estate buying or selling decisions. The charts in this market report indicate trends for the areas of Monlight Basin and Spanish Peaks in Big Sky, Montana.

Movement in any individual chart needs to be viewed in relation to at least one or more other charts.

For example, an increase in the "Months Supply" of inventory could be due to an increase of "New Listings". However, an increase of "Months Supply" inventory without an increase in "New Listings", combined with a decline in "Homes Sold" is an indicator of a market that is not able to absorb inventory effectively.

Please contact us if you would like help understanding the market trends for Big Sky and the information contained in this market report.

v1.01-2022-05-21