



Christy Delger  
BROKER / OWNER  
406.581.8781



Craig Delger  
BROKER / OWNER  
406.581.7504

**THIS RESEARCH REPORT PROVIDED BY CHRISTY & CRAIG DELGER - BIG SKY REAL ESTATE EXPERTS**

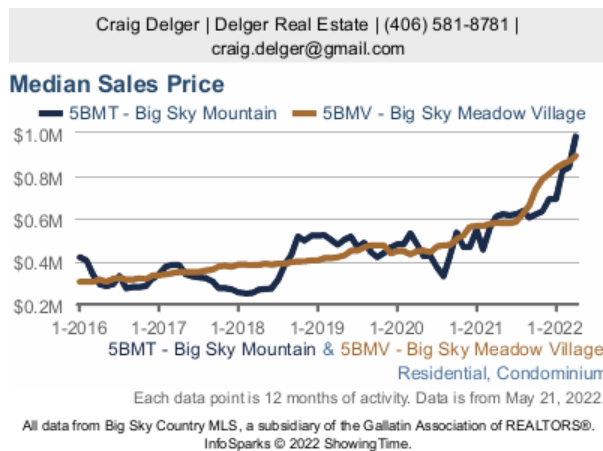
Powered by Data, Technology, and Local Expertise

## Big Sky Condominium Market Report - May 2022

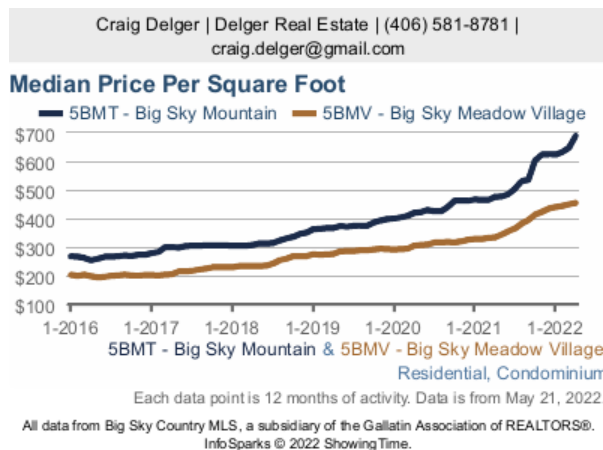
### Mountain Village vs. Meadow Village

Our statistical reports provide important information about Big Sky Real Estate Market Trends. This report provides an overview of market trends for Condominiums in Big Sky Mountain vs. Meadow Village.

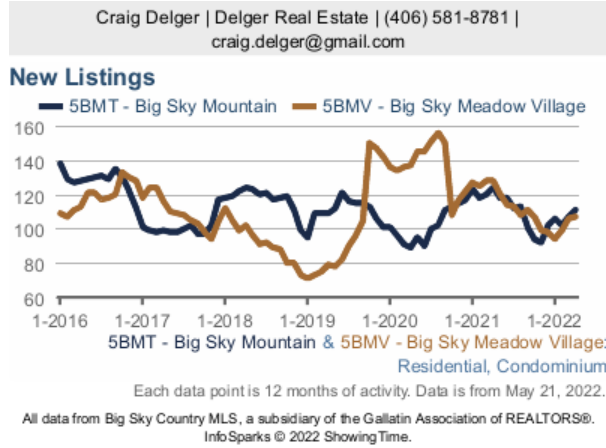
### Big Sky Condominiums Median Sale Price



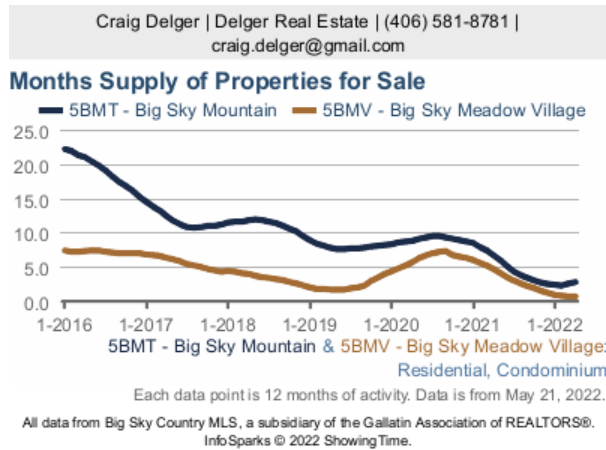
### Big Sky Condominiums Price Per Square Foot



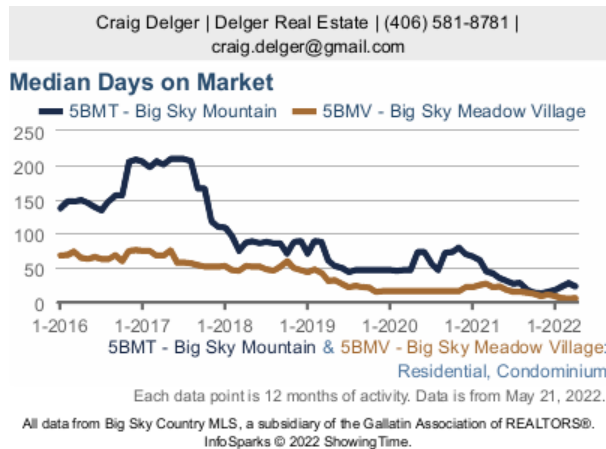
# Big Sky Condominiums New Listings



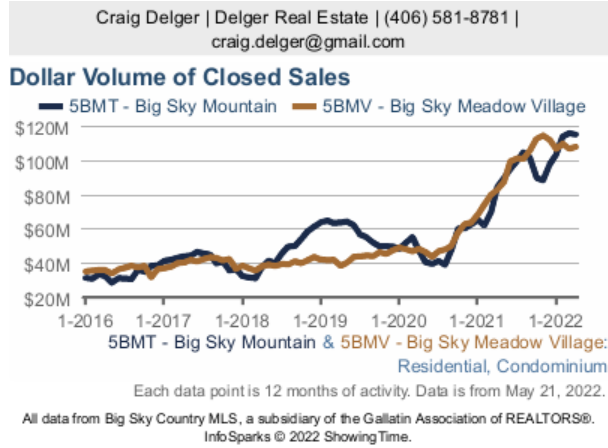
# Big Sky Condominiums Months Supply



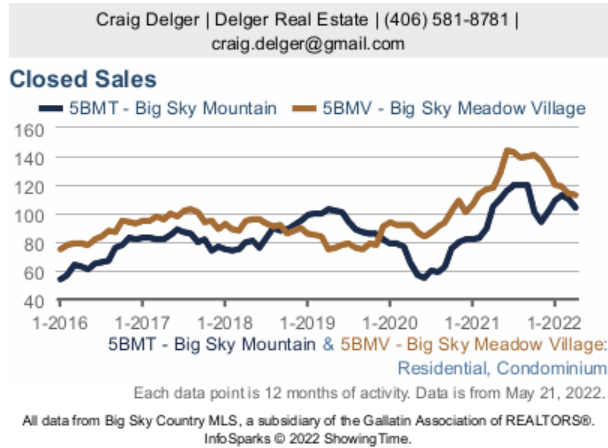
# Big Sky Condominiums Median Days On Market



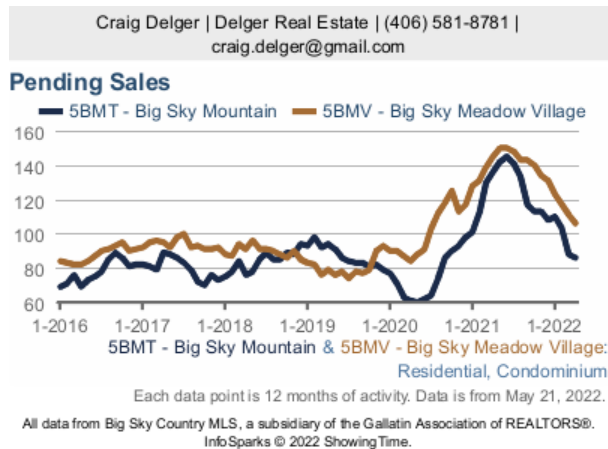
# Big Sky Condominiums Sales Volume



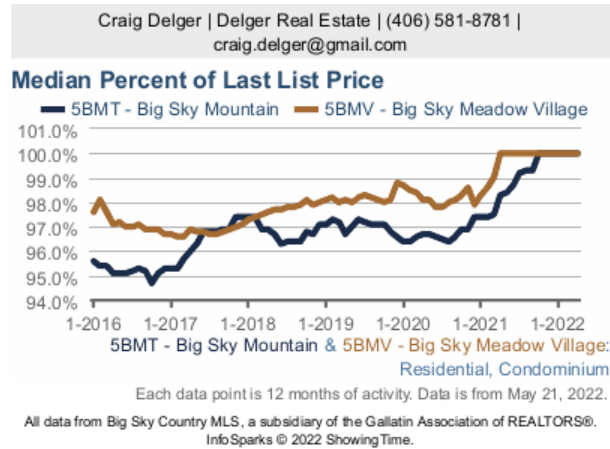
# Big Sky Condominiums Number Sold



# Big Sky Condominiums Pending Sales



# Big Sky Condominiums List Price To Sold Price Ratio



Market Reports help make informed real estate buying or selling decisions. The charts in this market report indicate trends for Condominiums in Big Sky, Montana.

Movement in any individual chart needs to be viewed in relation to at least one or more other charts.

For example, an increase in the "Months Supply" of inventory could be due to an increase of "New Listings". However, an increase of "Months Supply" inventory without an increase in "New Listings", combined with a decline in "Homes Sold" is an indicator of a market that is not able to absorb inventory effectively.

\*Note: Stats for "Mountain" do not include data for Spanish Peaks and Moonlight Basin.

Please contact us if you would like help understanding the market trends for condominiums in Big Sky and the information contained in this market report.

v1.01-2022-05-21